



The words and pictures found in this workbook are typically found within the materials for Preschool, Kindergarten, and First (1st) grade. Even though books and homework vary from school to school, the material in these grades is very similar. These are words children learn in the early grades in order to help them understand sounds and rhyming. Your workbook also demonstrates several concepts that your child is learning at school, with emphasis on Language Arts. You can review these concepts, one at a time and help your child with homework. At the same time you are helping your child, you also have the opportunity to improve your own English skills.

Remember . . . this workbook is for you! You will now have a better understanding of what your child is doing in the 1st grade. You know your child's school success is extremely important. Now you can play even a bigger role in this success while you have fun learning with your child.

How To Use Your Workbook

You and your child can work together, or you can use your workbook while alone, or with a family member or friend. On the following pages, you will find many of the tools you need to better understand your child's homework.



Here is an example. Let's say you know that your child is studying words that begin with /b/. Review the words on page 20 so you can work together on homework.

When your child reads, listen! Ask him to read aloud and listen to the sounds of the words. (Remember, in school your child is learning many of the same words contained in your workbook and has been practicing how to pronounce them). You can also sound out the words together. If you encounter a word you are not familiar with, listen to your child pronounce it.



← This picture lets you know there is a practice exercise for you!

There are LOTS and LOTS of these practice exercises, (with answers), to help you learn! Your child is not the only one with homework!

Need help finding something? Don't forget to use the Table of Contents at the beginning of your workbook to find what you want to review!

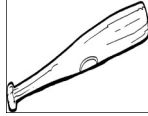


Upon beginning a homework assignment, the first thing your child should do is read the directions. When working together, always ask your child to read the directions aloud.


Ready to start? Turn the page and let's go!

Words With More Than One Meaning

bat



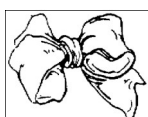
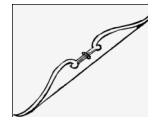
fan




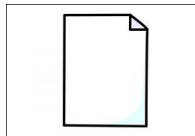
top



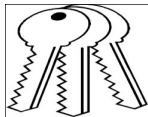

bow




sheet



keys



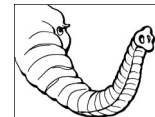
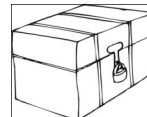
cap



kid



trunk



nail



seal



wave



What is “phonics?”

Phonics is a method that teaches children to read.

Phonics refers to the relationship between sounds and alphabet letters.

Phonics refers to “rules” that children learn in order to sound out words.



Some of these rules include:

- 1) The different sounds of a consonant and a vowel.
- 2) Different types of vowel sounds, (short, long, two vowels together, see pages 16 to 18).
- 3) The silent -e at the end of the word, (see pages 17 to 19).
- 4) Consonants and sounds that are blended together, (see page 32).
- 5) Combinations of two consonants to create a unique sound.